

# HSBC Hong Kong Business WeChat Banking

## WeChat Account Binding Guide

You can now check your business account balance, incoming fund transactions and commercial card information, and receive designated transactions plus account maintenance service notifications from us via WeChat – anytime, anywhere your mobile device is connected to the Internet. Always on, no extra logons, even when you are travelling overseas.

Act now! Simply follow HSBC Hong Kong Business WeChat Official Account and bind your Business Internet Banking profile to activate our WeChat Banking and Notification Service.

### Step 1: Follow HSBC Hong Kong Business WeChat Official Account - 「滙豐香港商業理財」 (HSBCHKBusiness)

You can follow our WeChat Official Account via different ways: either searching our name or ID, or scanning our account QR code.

#### Search on WeChat

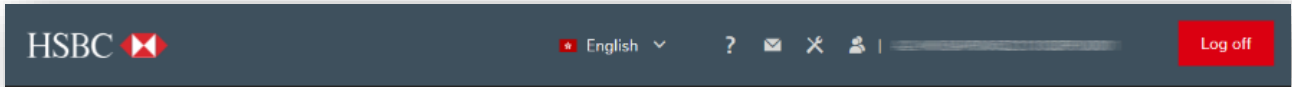
1. Open your WeChat Account on your mobile phone
2. Search HSBC Hong Kong Business WeChat Official Account 「滙豐香港商業理財」 or “HSBCHKBusiness”
3. Click “Follow Official Account”.



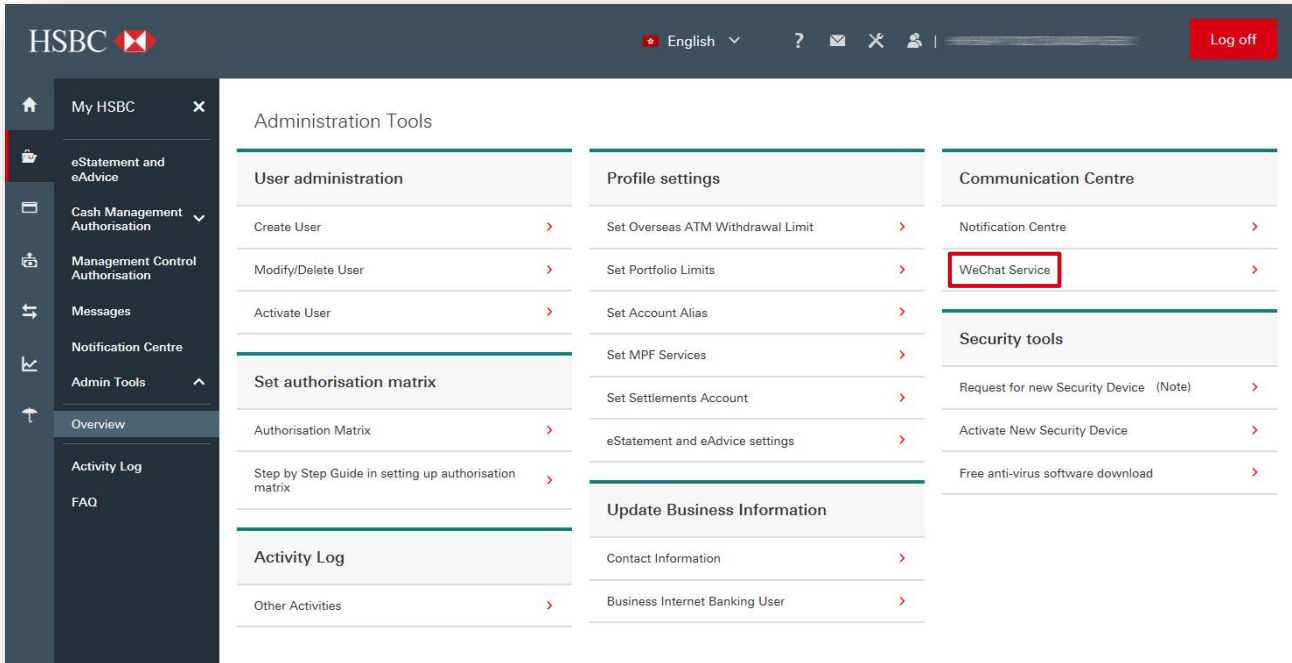
# HSBC Hong Kong WeChat Banking – Step by step binding guide

## Scanning QR code

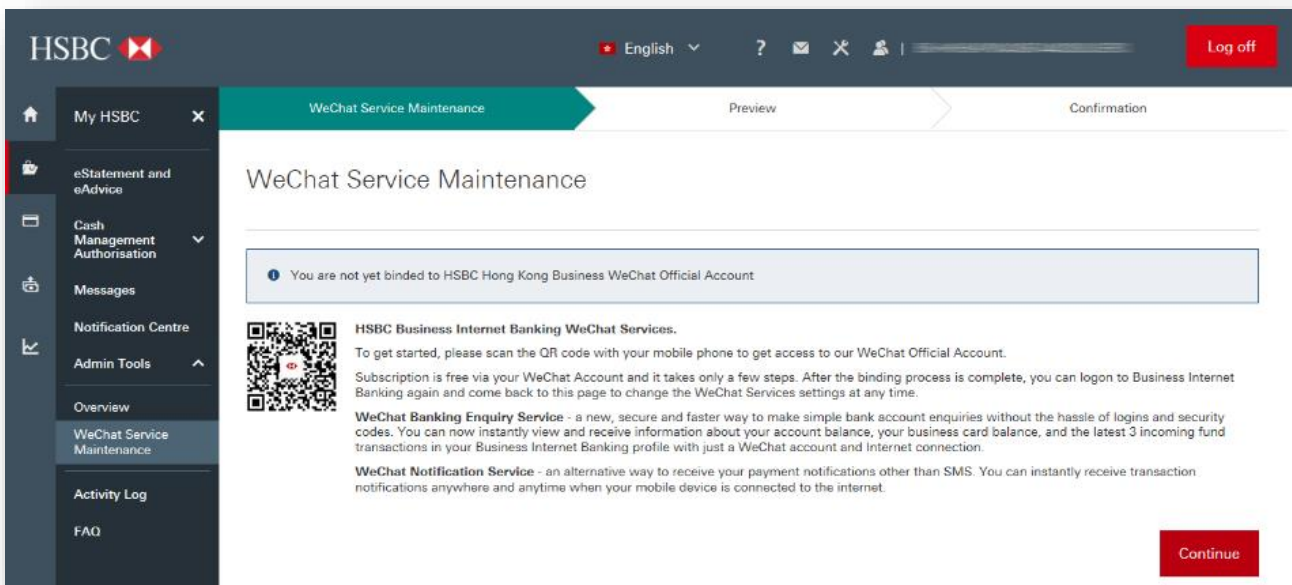
1. Log on to your HSBC Business Internet Banking account
2. Access to “Administration Page” from top bar icon



3. Click the link “WeChat Service” to enter the WeChat Service maintenance page



4. You will see the QR code of our WeChat Official Account



5. Open your WeChat app with your WeChat account in your mobile
6. Click “+”, “Scan QR code”, and scan our Official Account

# HSBC Hong Kong WeChat Banking – Step by step binding guide

## Step 2: Bind your WeChat account with Business Internet Banking

1. Click “Press here to start the binding”
2. Follow the instructions and input your Business Internet Banking login details to your WeChat account to complete the binding process



## Step 3: Change your WeChat Service Settings (if needed)

Once you have completed the binding process, WeChat will be the default notification channel and the WeChat Banking feature will be enabled automatically. You can logon to Business Internet Banking again and go to the WeChat Service Maintenance page to change the WeChat Services settings at any time.

