

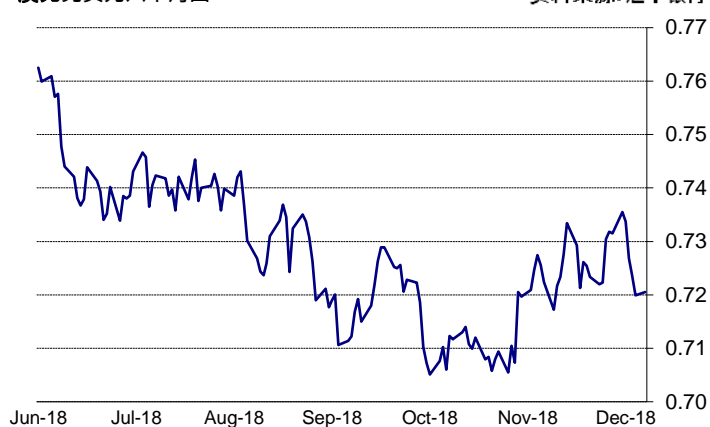
# 每日外币焦点

2018年12月10日

|   |              |        |
|---|--------------|--------|
| <b>澳元</b><br><b>AUD</b>   | 现货水平         | 0.7180 |
|   | 兑港元          | 5.6100 |
|   | 较上一个交易日升跌幅度: | -0.43% |
| <p>上周澳联储维持12月利率不变，但由于澳洲第三季度国内生产总值低于预期，上周澳元兑美元曾跌至0.7190水平。即将发布的是澳洲12月份每周消费者信心指数。</p>   |              |        |
| <p>(-) 澳洲第3季国内生产总值按年上升2.8%，低于上季的上升3.1%<br/>                 (-) 澳洲第3季消费物价指数按年上升0.4%，与上季相同<br/>                 (-) 澳洲10月失业率报5%，与上月相同<br/>                 (-) 澳洲11月商品价格指数报14.9%，与上月相同</p> |              |        |

澳元兑美元六个月图

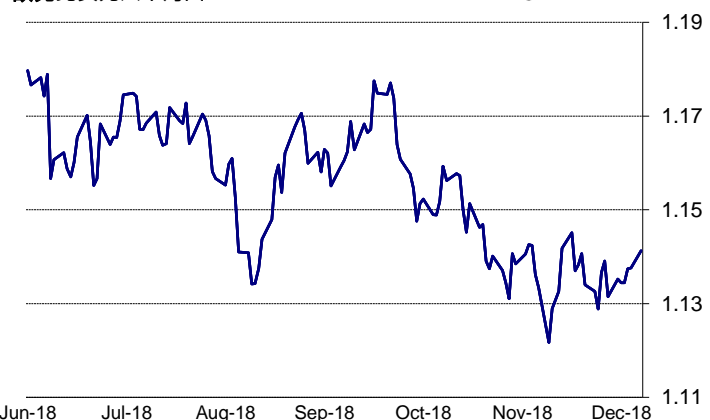
资料来源: 汇丰银行



|   |              |        |
|---|--------------|--------|
| <b>欧元</b><br><b>EUR</b>   | 现货水平         | 1.1400 |
|   | 兑港元          | 8.9100 |
|   | 较上一个交易日升跌幅度: | 0.09%  |
| <p>上周欧元区Markit制造业采购经理人指数11月高于预期。上周欧元兑美元曾跌至1.1309水平。即将发布的是欧元区12月份央行议息结果。</p>   |              |        |
| <p>(-) 德国第3季国内生产总值按季下跌0.2%，低于上季的上升0.5%<br/>                 (-) 欧元区11月消费物价指数按年上升2%，低于上月的上升2.2%<br/>                 (-) 德国11月制造业采购经理指数报51.8，低于上月的52.2<br/>                 (-) 德国11月商业景气指数报102，低于上月的102.9</p> |              |        |

欧元兑美元六个月图

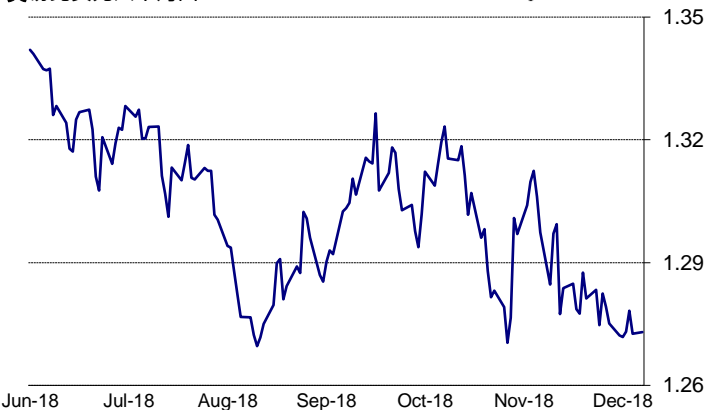
资料来源: 汇丰银行



|   |              |        |
|---|--------------|--------|
| <b>英镑</b><br><b>GBP</b>   | 现货水平         | 1.2720 |
|   | 兑港元          | 9.9500 |
|   | 较上一个交易日升跌幅度: | -0.37% |
| <p>上周英国Markit制造业采购经理人指数11月高于预期。上周英镑兑美元于1.2657-1.2839水平徘徊。即将发布的是10月份英国失业率。</p>   |              |        |
| <p>(+) 英国第3季国内生产总值初值按年上升1.5%，高于上季的前期结果上升1.2%<br/>                 (-) 英国10月消费物价指数按年上升0.1%，与上月相同<br/>                 (-) 英国截至9月的3个月ILO失业率报4.1%，高于上月的4%<br/>                 (+) 英国11月全国房屋价格指数按年上升1.9%，高于上月的上升1.6%</p> |              |        |

英镑兑美元六个月图

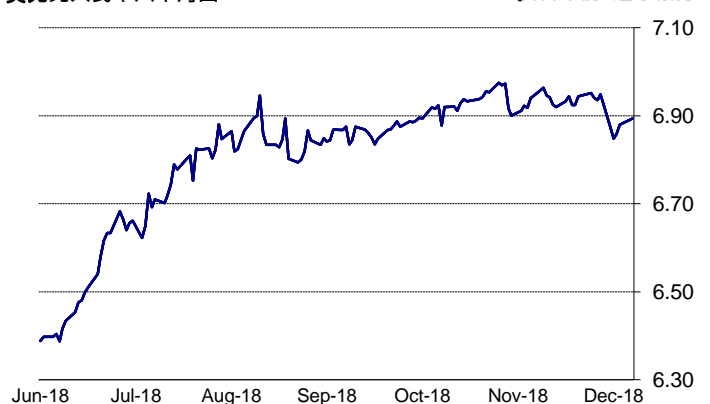
资料来源: 汇丰银行



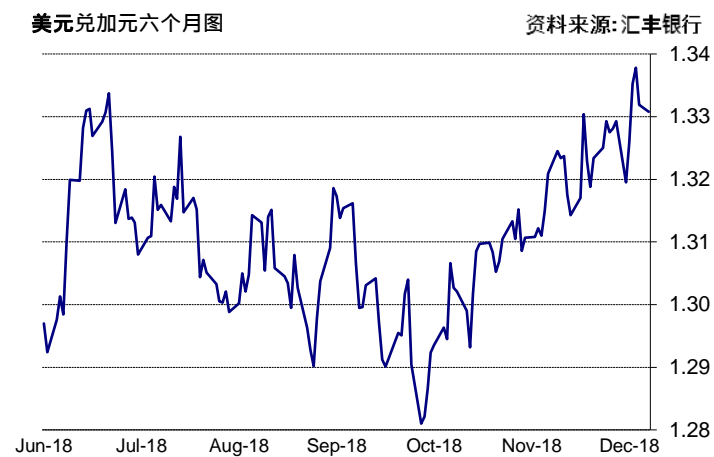
|   |              |        |
|---|--------------|--------|
| <b>人民币</b><br><b>CNH*</b>   | 现货水平         | 6.8970 |
|   | 兑港元          | 1.1330 |
|   | 较上一个交易日升跌幅度: | -0.34% |
| <p>上周中国财新制造业采购经理人指数11月高于预期。上周美元兑离岸人民币于6.8249-6.9252水平徘徊。即将发布的是11月份中国工业生产数字。</p>   |              |        |
| <p>(-) 中国第3季国内生产总值按年上升6.5%，低于上季的上升6.7%<br/>                 (-) 中国11月消费物价指数按年上升2.2%，低于上月的上升2.5%<br/>                 (+) 中国11月财新制造业采购经理指数报50.2，高于上月的50.1<br/>                 (+) 中国10月工业生产按年上升5.9%，高于上月的上升5.8%</p> |              |        |
| <p>* CNH 泛指离岸交易人民币</p>  |              |        |

美元兑人民币六个月图

资料来源: 汇丰银行



|  |              |        |
|--|--------------|--------|
| <b>加元<br/>CAD</b>  | 现货水平         | 1.3330 |
|  | 兑港元          | 5.8600 |
|  | 较上一个交易日升跌幅度: | 0.51%  |
| <p>上周加拿大央行12月维持利率不变。上周美元兑加元曾升至1.3443水平。即将发布的是11月份加拿大消费物价指数。</p> <p>(-) 加拿大9月国内生产总值按年上升2.1%，低于上月的上升2.4%<br/>         (+) 加拿大10月消费物价指数按年上升2.4%，高于上月的上升2.2%<br/>         (+) 加拿大11月失业率报5.6%，低于上月的5.8%<br/>         (+) 加拿大11月制造业采购经理指数报54.9，高于上月的53.9</p> |              |        |



|   |              |        |
|---|--------------|--------|
| <b>日圆<br/>JPY</b>   | 现货水平         | 112.50 |
|   | 兑港元          | 0.0700 |
|   | 较上一个交易日升跌幅度: | 0.02%  |
| <p>上周日本Markit制造业采购经理人指数在11月份有所改善。上周美元兑日圆曾跌至112.21水平。即将发布的是10月份日本核心机械订单月比。</p> <p>(-) 日本第3季国内生产总值按年上升0.3%，低于上季的上升1.4%<br/>         (+) 日本10月全国消费者物价指数(新鲜食品外)按年上升1.4%，高于上月的上升1.2%<br/>         (-) 日本11月制造业采购经理指数为52.2，低于上月的52.9<br/>         (-) 日本10月工业生产指数按月上升2.9%，与上月相同</p> |              |        |



|  |              |        |
|--|--------------|--------|
| <b>纽元<br/>NZD</b>  | 现货水平         | 0.6840 |
|  | 兑港元          | 5.3500 |
|  | 较上一个交易日升跌幅度: | -0.05% |
| <p>上周11月新西兰房价增长放缓。上周纽元兑美元曾跌至0.6844水平。即将发布的是11月份新西兰食品价格指数。</p> <p>(+) 新西兰第2季国内生产总值按年上升2.8%，高于上季的上升2.6%<br/>         (+) 新西兰第3季消费物价指数按年上升1.9%，高于上季的上升1.5%<br/>         (+) 新西兰第3季失业率报3.9%，低于上季的4.4%<br/>         (+) 新西兰11月商品价格指数报-0.6%，跌幅少于上月的-2.4%</p> |              |        |



This document is issued by The Hongkong and Shanghai Banking Corporation Limited (HSBC). The information contained herein is derived from sources we believe to be reliable, but which we have not independently verified. HSBC makes no representation or warranty (express or implied) of any nature nor is any responsibility of any kind accepted with respect to the completeness or accuracy of any information, projection, representation or warranty (expressed or implied) in, or omission from, this document. No liability is accepted whatsoever for any direct, indirect or consequential loss arising from the use of this document. Any information (including market data, prices, values or levels) contained here are indicative only and any examples given are for the purposes of illustration only and may vary in accordance with changes in market conditions. The opinions in this document constitute our present judgment, which is subject to change without notice. We are not obliged to enter into any actual trade with you based on the any information contained herein. This document does not constitute an offer for, or advice that you should enter into, the purchase or sale of any security, commodity or other investment product or investment agreement, or any other contract, agreement or structure whatsoever. This material is intended for distribution to, or use by, Professional Investors only, as defined in the Hong Kong Securities and Futures Ordinance. The document is intended to be distributed in its entirety. No consideration has been given to the particular investment objectives, financial situation or particular needs of any recipient, you should conduct relevant due diligence and analysis, and seek necessary independent professional advice. Unless governing law permits otherwise, you must contact a HSBC Group member in your home jurisdiction if you wish to use HSBC Group services in effecting a transaction in any investment mentioned in this document. This document, which is not for public circulation, must not be copied, transferred or the content disclosed, to any third party and is not intended for use by any person other than the intended recipient or the intended recipient's professional advisers for the purposes of advising the intended recipient hereon.

HSBC does not provide legal, tax, accounting, regulatory or other specialist advice and you should make your own arrangements in respect of such matters accordingly. You are responsible for making an independent assessment and obtaining specialist professional advice in relation to the merits of the proposals contained herein. In particular, this document may contain certain references to regulation. HSBC makes no representation that the references to regulation, if contained herein, are exhaustive. There could be other references to regulation that may also be relevant to the proposals. HSBC does not give advice on regulation. You should consult your own advisers on regulation.

Copyright. The Hongkong and Shanghai Banking Corporation Limited 2017. ALL RIGHTS RESERVED. No part of this publication may be reproduced, stored in a retrieval system, or transmitted, on any form or by any means, electronic, mechanical, photocopying, recording, or otherwise, without the prior written permission of The Hongkong and Shanghai Banking Corporation Limited.