

2024 HSBC Mastercard® Commercial Card LUBUDS® Club Offer Promotional Terms and Conditions

LUBUDS® Club Membership Purchase & Activation Guide

How to purchase the LUBUDS® Club LUXE Corporate membership

1. Visit the LUBUDS® Club website



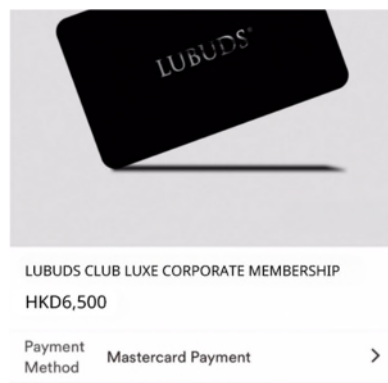
2. Choose the LUXE Corporate membership plan



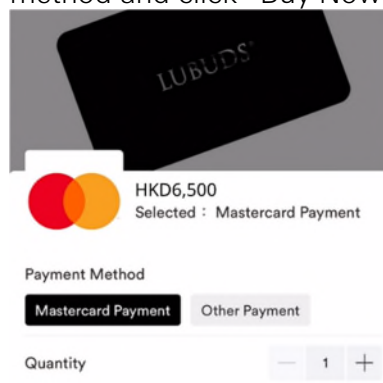
3. Click "Join Now"



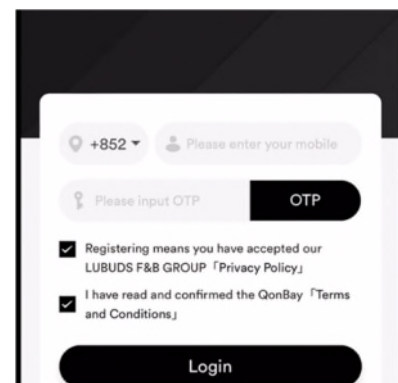
4. Go to the purchase page



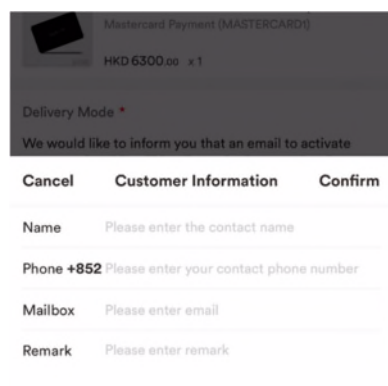
5. Select "Mastercard Payment" as payment method and click "Buy Now"



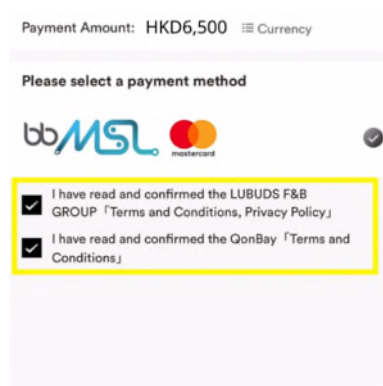
6. Enter phone number to receive a verification code



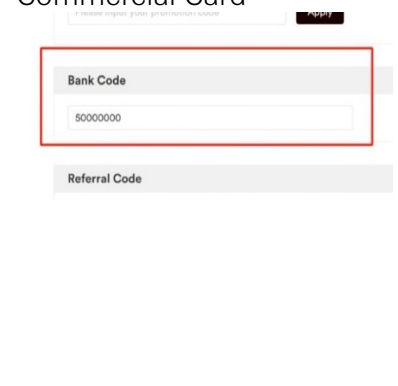
7. Fill in personal particulars



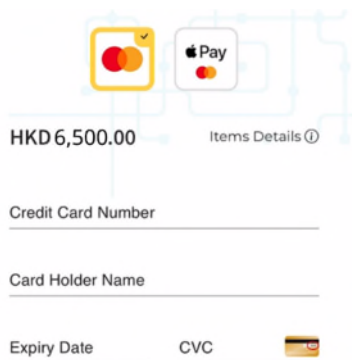
8. Accept terms and conditions to proceed



9. Enter the first 8 digits of your HSBC Mastercard Commercial Card



10. Fill in details of your HSBC Mastercard Commercial Card to pay



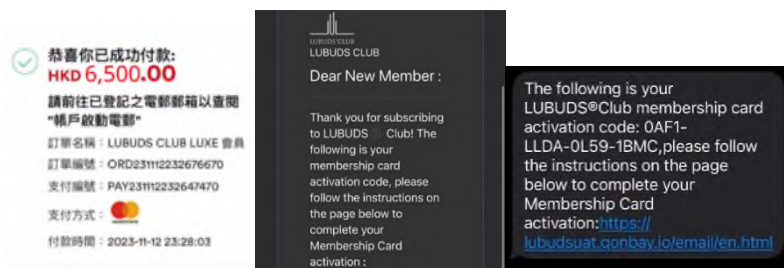
HKD 6,500.00 Items Details ⓘ

Credit Card Number

Card Holder Name

Expiry Date CVC

11. You will receive a membership activation email and SMS upon successful payment



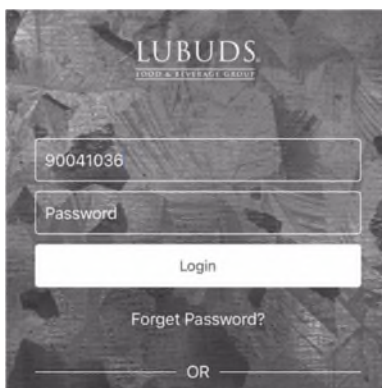
How to activate the LUBUDS® Club LUXE Corporate membership

Please be reminded to complete activation **within 3 days** of the membership purchase

1. Install the LUBUDS app



2. Register for an account



LUBUDS
YOUR RIVERAGE GRANT

90041036

Password

Login

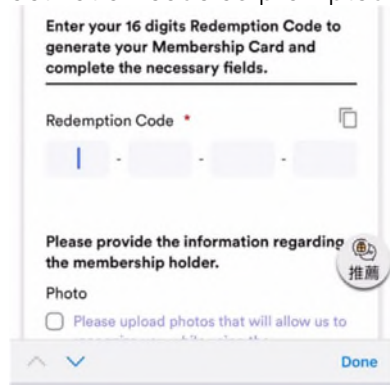
Forget Password?

OR

3. Click the “LUBUDS Club” button



4. Enter the 16-digit activation code as prompted



Enter your 16 digits Redemption Code to generate your Membership Card and complete the necessary fields.

Redemption Code *

Please provide the information regarding the membership holder.

Photo

☐ Please upload photos that will allow us to

Done