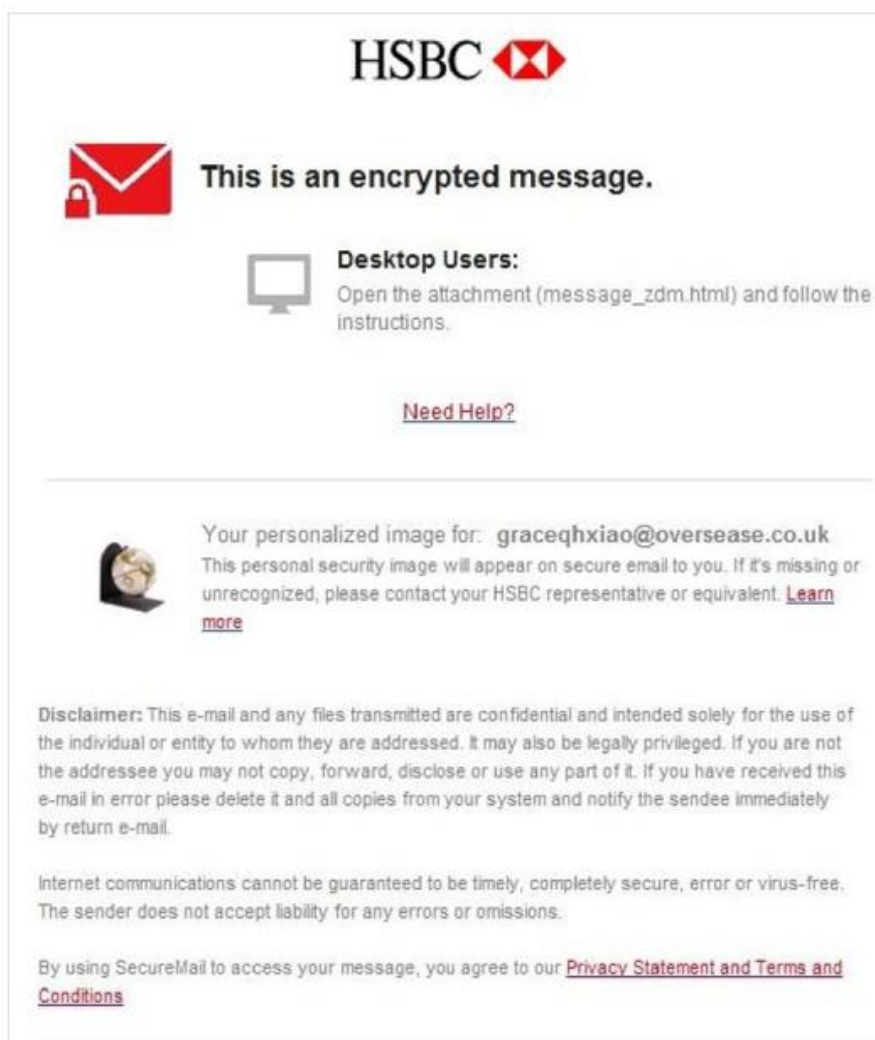


SecureMail 加密电邮简易指南

接收 SecureMail 加密电邮

当汇丰向你发送经 SecureMail 加密的信息时，你会收到以下的电邮。



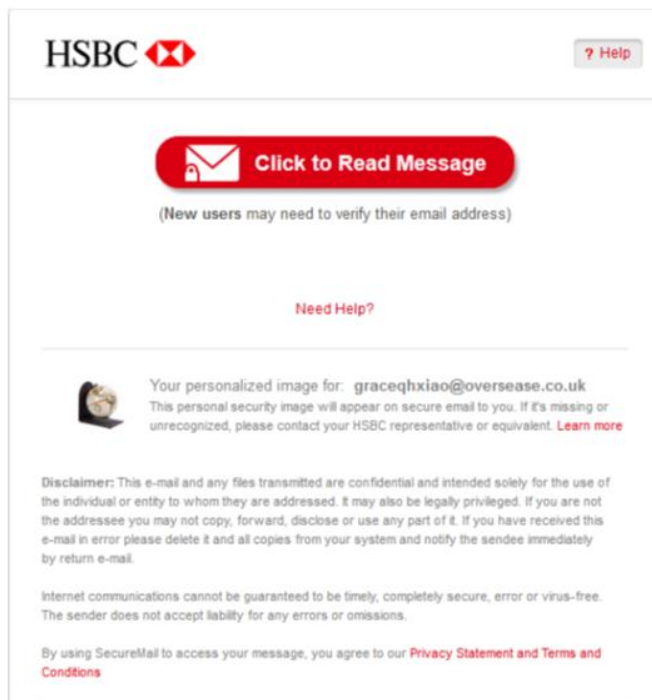
开启 SecureMail 加密电邮

1. 开启名为“message_zdm.html”的附件



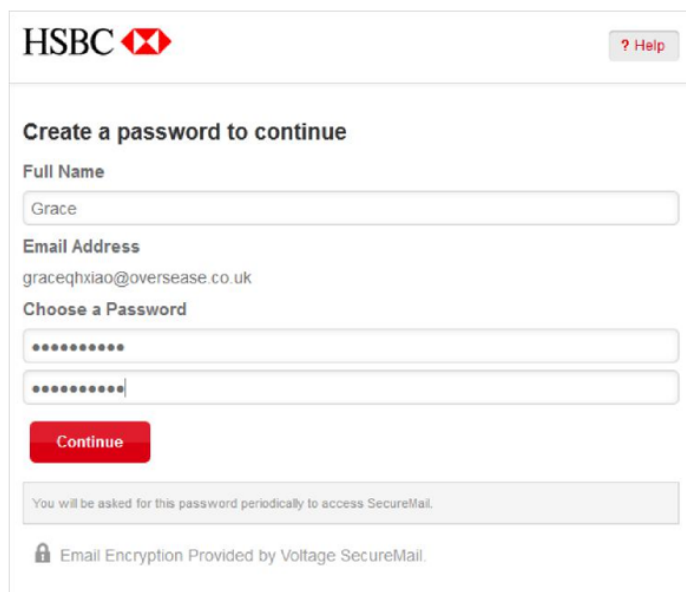
2. 点击“**点击阅读信息(Click to Read Message)**”按钮

如果你未有 SecureMail 帐号，你将转至 SecureMail 建立帐号页面。如果你已有帐号，请参考本指南第 4 页的“登录 SecureMail”部分。



3. 建立你的 SecureMail 帐号

输入你的名称“Full Name”和设定密码“Choose a Password”，然后点击“**继续(Continue)**”按钮。你的密码长度必须至少为 8 个字符，并且必须同时包含字母和数字。

A screenshot of the HSBC SecureMail account creation page. At the top left is the HSBC logo, and at the top right is a red button with a question mark and the word "Help". The main heading is "Create a password to continue". Below this is a form with three sections: "Full Name" with a text input field containing "Grace"; "Email Address" with a text input field containing "graceqhiao@oversease.co.uk"; and "Choose a Password" with two password input fields, each containing eight dots. Below the password fields is a red button with the word "Continue". Below the "Continue" button is a grey box containing the text "You will be asked for this password periodically to access SecureMail." At the bottom of the form is a lock icon and the text "Email Encryption Provided by Voltage SecureMail."

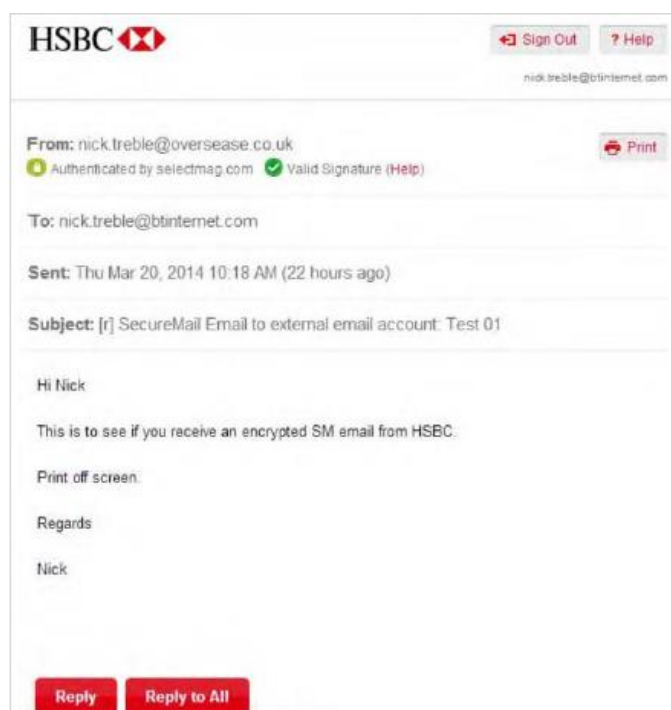
成功提交登录资料后，请关闭窗口并返回你的电邮收件匣。你会收到一封 SecureMail 验证电邮。



开启验证电邮并点击邮件内的连结以激活你的 SecureMail 帐号。

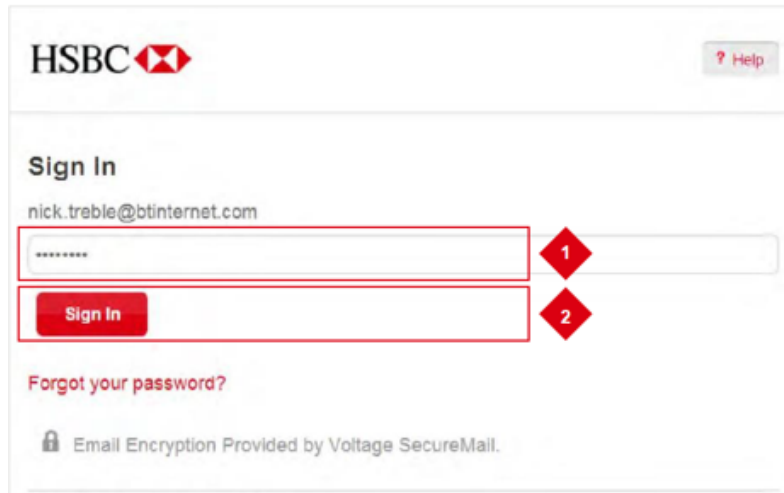


帐号激活后，你的信息会显示在网页浏览器窗口中。



登录 SecureMail

1. 输入你在设定 SecureMail 密码时创建的密码。
2. 点击“登录(Sign In)”按钮以查阅你的信息。




HSBC [? Help](#)

Sign In

nick.treble@btinternet.com

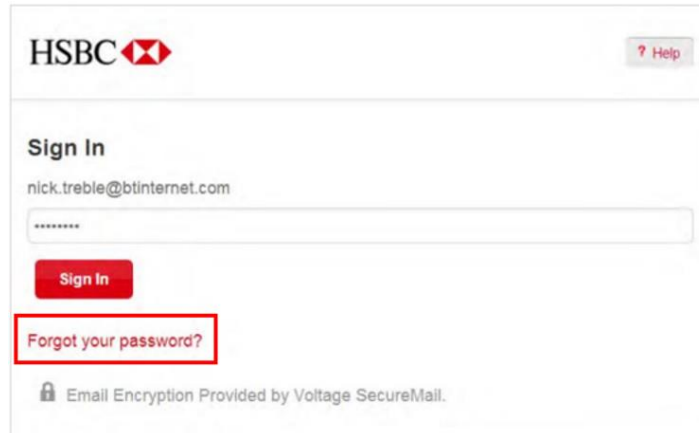
Sign In


[Forgot your password?](#)

 Email Encryption Provided by Voltage SecureMail.

重置你的 SecureMail 密码

如果你忘记密码或想重置密码，请在登录页面上点击“忘记密码?(Forgot your password?)”按钮并获取重置密码连结。




HSBC  [? Help](#)

Sign In

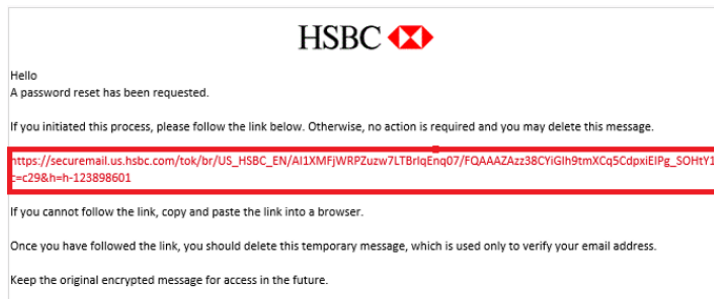
nick.treble@btinternet.com


Sign In

Forgot your password?

 Email Encryption Provided by Voltage SecureMail.

你的电邮收件匣会收到一则信息，里面包含重置密码和重新激活帐号的连结。



HSBC 

Hello

A password reset has been requested.

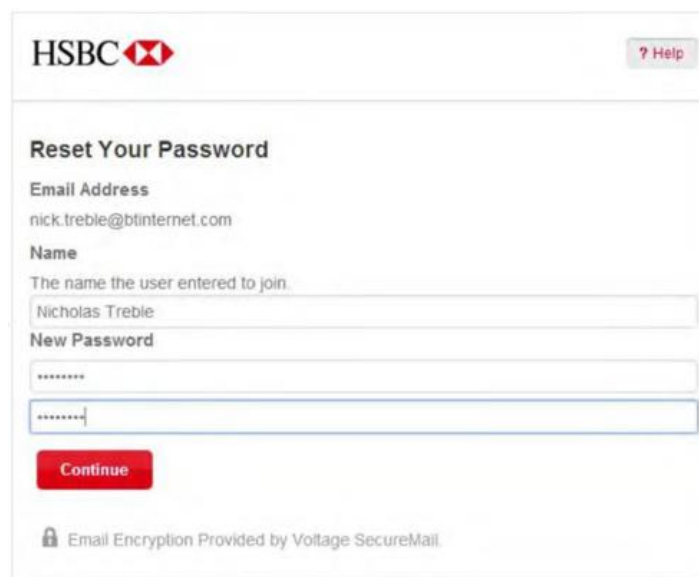
If you initiated this process, please follow the link below. Otherwise, no action is required and you may delete this message.


https://securemail.us.hsbc.com/tok/br/US_HSBC_EN/A11XMFjWRP2uzw7LTBrIqEnq07/FQAAAZaz38CYGih9tmXCq5CdpxiEIPg_SOHTY13?c29&h=h-123898601

If you cannot follow the link, copy and paste the link into a browser.

Once you have followed the link, you should delete this temporary message, which is used only to verify your email address.

Keep the original encrypted message for access in the future.



HSBC  [? Help](#)

Reset Your Password

Email Address
nick.treble@btinternet.com

Name
The name the user entered to join.
Nicholas Treble

New Password

Continue

 Email Encryption Provided by Voltage SecureMail.