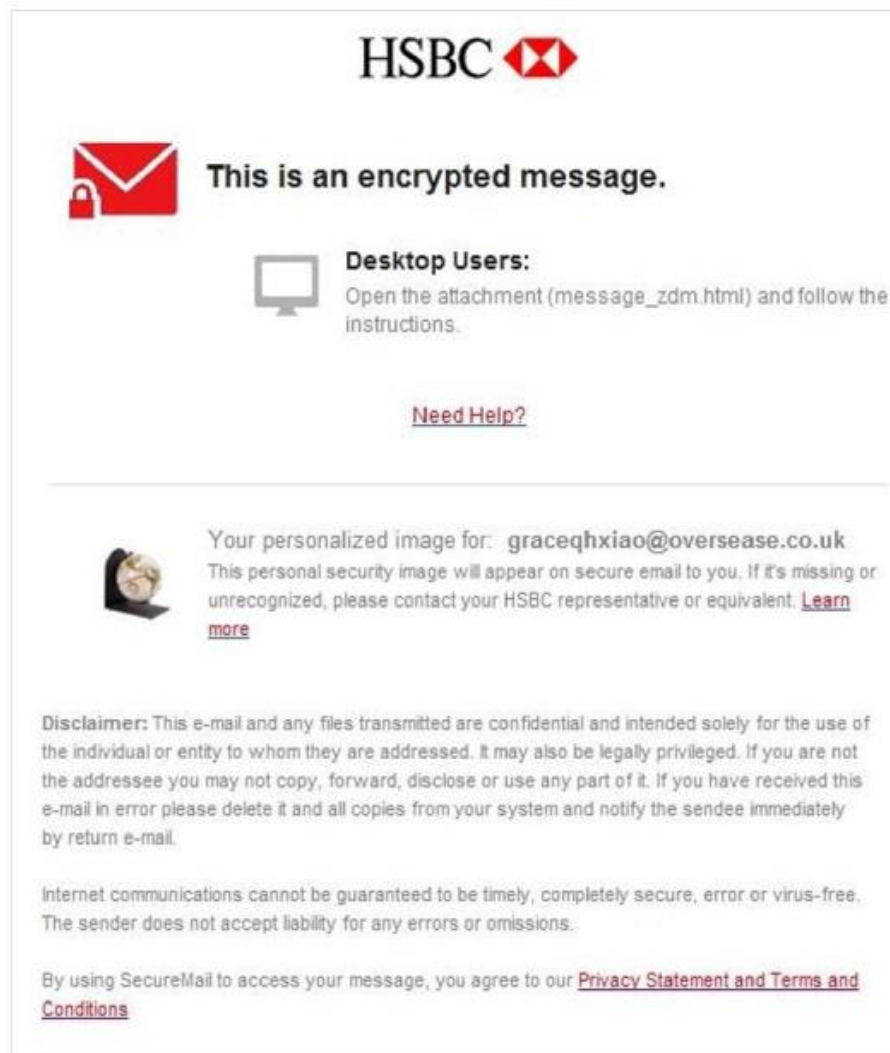


SecureMail 加密電郵簡易指南

接收 SecureMail 加密電郵

當滙豐向你發送經 SecureMail 加密的訊息時，你會收到以下的電郵。




開啟 SecureMail 加密電郵

1. 開啟名為「message_zdm.html」的附件



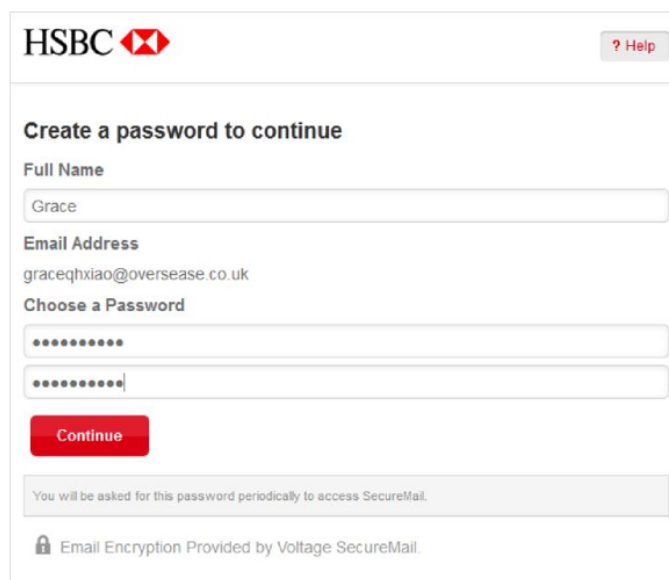
2. 點擊「點擊閱讀訊息(Click to Read Message)」按鈕

如果你未有 SecureMail 帳戶，你將轉至 SecureMail 建立帳戶頁面。如果你已有帳戶，請參考本指南第 4 頁的「登入 SecureMail」部分。

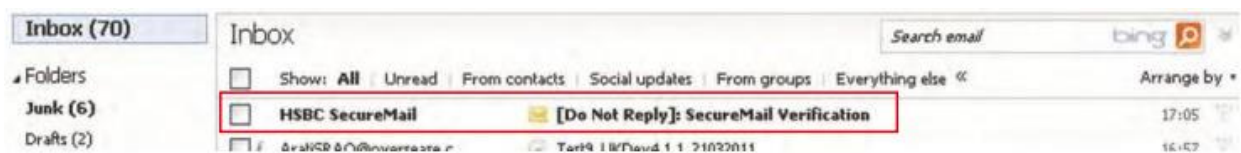


3. 建立你的 SecureMail 帳戶

輸入你的名稱(Full Name)和設定密碼(Choose a Password)，然後點擊「繼續(Continue)」按鈕。你的密碼長度必須至少為 8 個字符，並且必須同時包含字母和數字。

A screenshot of the HSBC SecureMail account creation page. At the top left is the HSBC logo, and at the top right is a "? Help" button. The main heading is "Create a password to continue". Below this are three input fields: "Full Name" with the value "Grace", "Email Address" with the value "graceqhiao@oversease.co.uk", and "Choose a Password" with two rows of dots representing a password. A red "Continue" button is positioned below the password fields. At the bottom, there is a note: "You will be asked for this password periodically to access SecureMail." and a lock icon with the text "Email Encryption Provided by Voltage SecureMail".

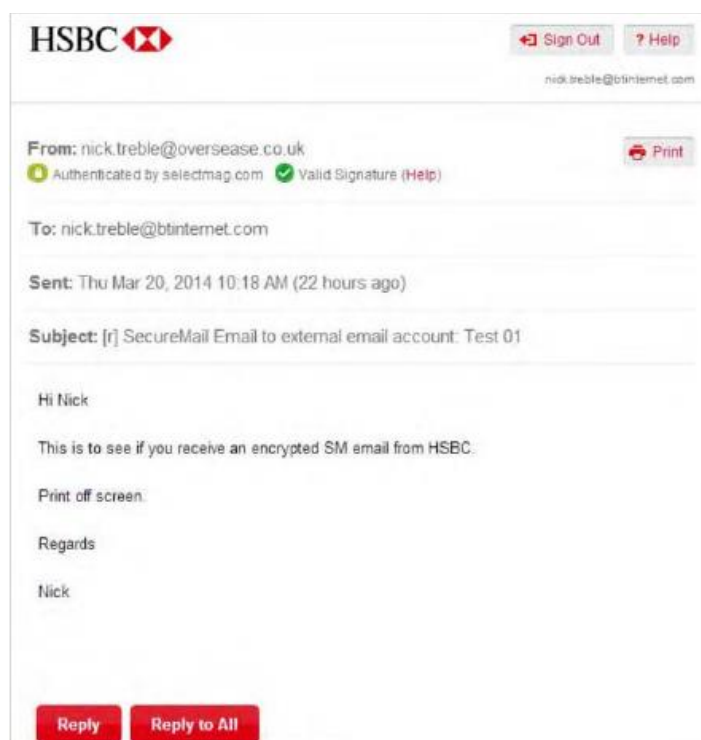
成功提交登入資料後，請關閉視窗並返回你的電郵收件匣。你會收到一封 SecureMail 驗證電郵。



開啟驗證電郵並點擊郵件內的連結以啟動你的 SecureMail 帳戶。

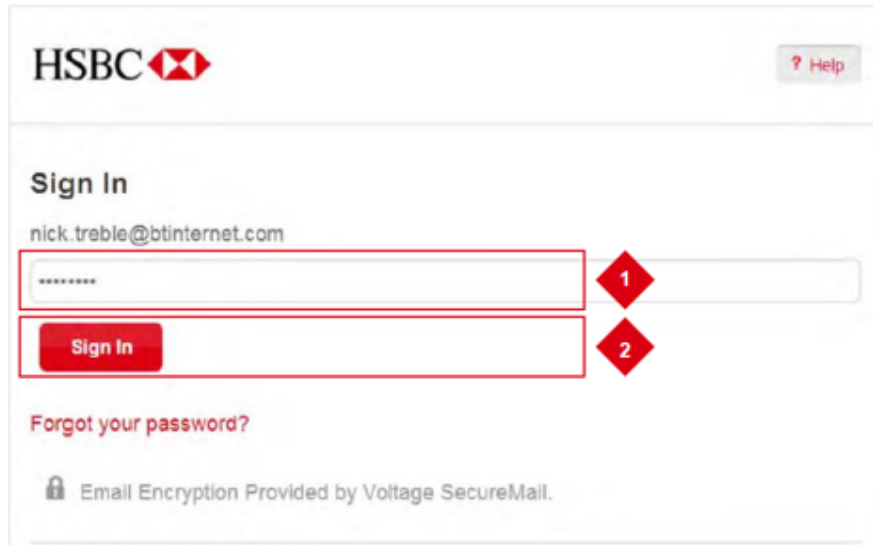



帳戶啟動後，你的加密訊息會顯示在新視窗中。



登入 SecureMail


1. 輸入你在設定 SecureMail 密碼時創建的密碼。
2. 點擊「登入(Sign In)」按鈕以查閱你的訊息。




HSBC  [? Help](#)


Sign In

nick.treble@btinternet.com

***** 

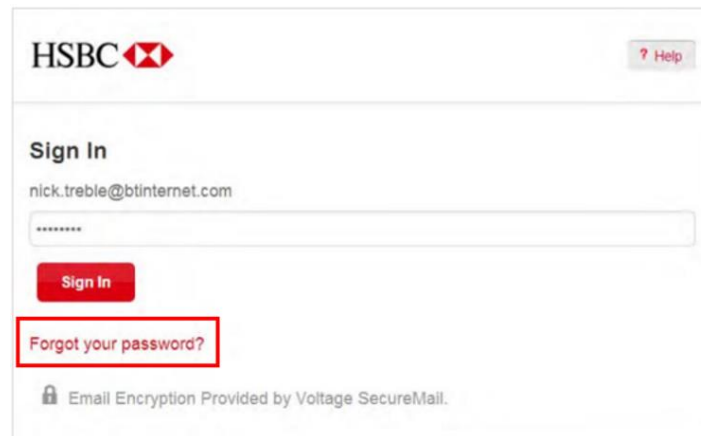
Sign In 


[Forgot your password?](#)

 Email Encryption Provided by Voltage SecureMail.

重設你的 SecureMail 密碼

如果你忘記密碼或想重設密碼，請在登入頁面上點擊「忘記密碼?(Forgot your password?)」按鈕並獲取重設密碼連結。




HSBC  Help

Sign In

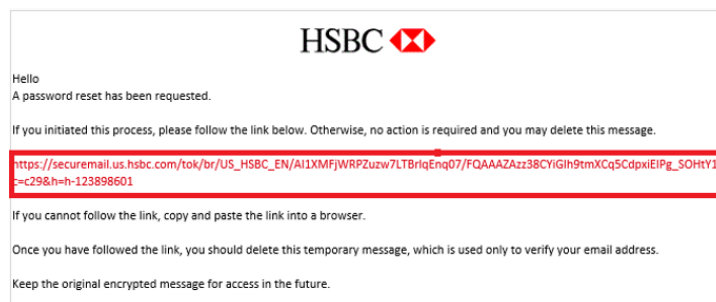
nick.treble@btinternet.com


Sign In

Forgot your password?

 Email Encryption Provided by Voltage SecureMail.

你的電郵收件匣會收到一則訊息，裡面包含重設密碼和重新啟動帳戶的連結。



HSBC 

Hello

A password reset has been requested.

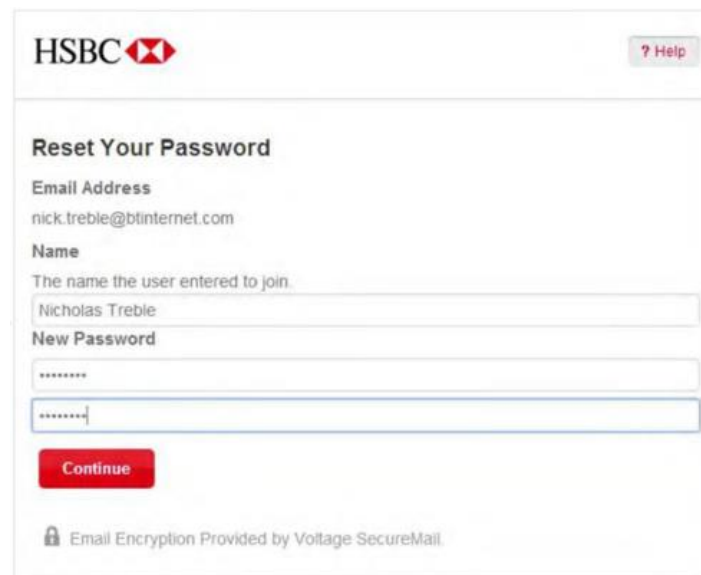
If you initiated this process, please follow the link below. Otherwise, no action is required and you may delete this message.

https://securemail.us.hsbc.com/tok/br/US_HSBC_EN/A11XMFJWRPZuzw7LTBriqEnq07/FQAAAZaz38CYGih9tmXCq5CdpxiEIPg_SOHTY1?c=c29&h=h-123898601

If you cannot follow the link, copy and paste the link into a browser.

Once you have followed the link, you should delete this temporary message, which is used only to verify your email address.

Keep the original encrypted message for access in the future.



HSBC  Help


Reset Your Password

Email Address
nick.treble@btinternet.com

Name
The name the user entered to join.
Nicholas Treble

New Password

Continue

 Email Encryption Provided by Voltage SecureMail.