



Business Internet Banking Registration User Guide

To register and become a Business Internet Banking (BIB) user, you must hold one of the following HSBC commercial accounts and successfully signed up for BIB already.

- ◆ HKD/Foreign Currency Current Account
- ◆ HKD/CombiNations Statement Savings Account
- ◆ Business Integrated Account (HSBC Sprint Account, HSBC Business Direct or BusinessVantage)

Start here

Before you start, you have to download **HSBC HK Business Express mobile app**. Please visit App Store, Google Play, or Baidu App Store and search 'HSBC HK Business Express' to download.



HSBC HK Business Express



Please choose your way to register BIB based on what you have on hand:

	With a physical Security Device	With an activation PIN (consists of 12 characters that can be found on the PIN mailer)	Then you should register BIB this way:
If you are...	✓	✓	<u>Type 1</u>
	✗	✓	<u>Type 2</u>
	✗	✗	<u>Type 3*</u>

* Only applicable to customers who opened business accounts through appointment meetings with us in HSBC Business Centres or through video conferences.

Apple is a trademark of Apple Inc., registered or in the process of being registered in the US and other countries. App Store is a service mark of Apple Inc. Google Play and the Google Play logo are trademarks of Google LLC.

The HSBC HK Business Express mobile app (the 'App') is provided by The Hongkong and Shanghai Banking Corporation Limited ('HSBC') and is intended for use by HSBC commercial banking customers in Hong Kong. The App is not intended for download or use by any person in any jurisdiction where such download or use would be contrary to any law or regulation of such jurisdiction, or where HSBC is not licensed or authorized to provide the App and/or any of the related services. We do not charge for the App. However, your mobile network operator may charge you to access the App and these charges may vary if you access the App when abroad. You are responsible for these charges.

Information and images displayed on interfaces of Business Internet Banking or HSBC HK Business Express mobile app are provided for illustrative purposes only.

Issued by The Hongkong and Shanghai Banking Corporation Limited.

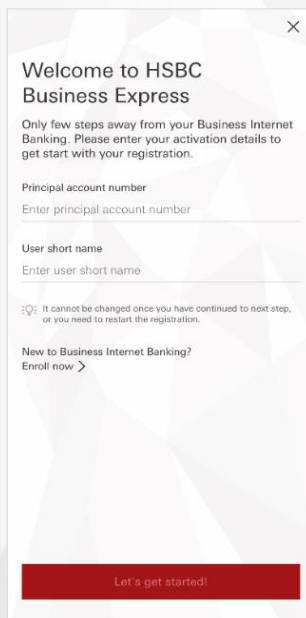



Open **HSBC HK Business Express mobile app** to start¹ and make sure you have the below with you:

- ◆ Physical security device;
- ◆ Activation PIN mailer;
- ◆ Authentication code which you have received via SMS²

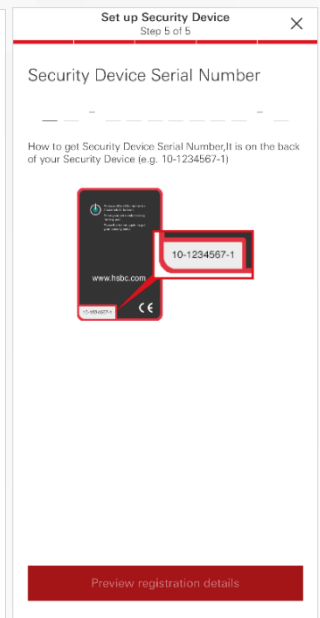
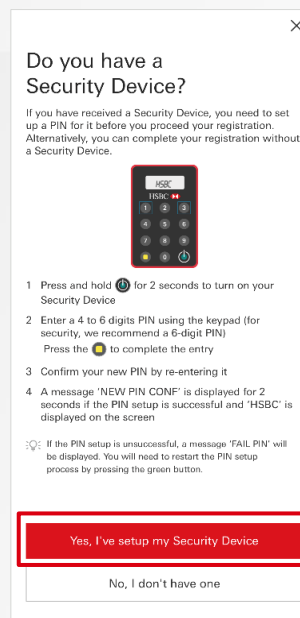
1 Open the app and select 'Register Business Internet Banking' to start.

Fill in the 'Principal account number' and 'User short name' from your PIN mailer to get started.

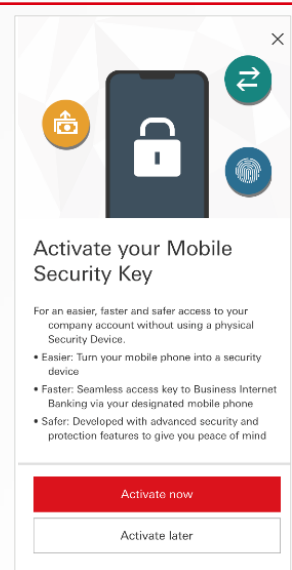


2 Get your Security Device and follow the instruction provided, then select 'Yes, I've setup my Security Device' to proceed.

Input the authentication code² and required information to continue, then you'll have to bind your Security Device as instructed. You can then verify your registration details with the device to complete BIB registration.



Complete registration and go to logon page, input your username, password and security code to activate Mobile Security Key, so you can logon BIB faster and easier.



Remarks:

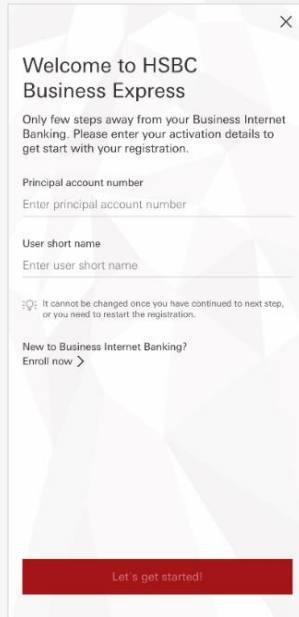

1. If you can't download the app to register, please go to www.business.hsbc.com.hk/registerbib-en to complete the online registration.
2. The 6-digit authentication code we have sent to the mobile phone number you have specified during enrolment. This authentication code is not applicable if (1) You register for Mandatory Provident Fund service only; or (2) You have received the activation PIN and the Security Device when you applied for your business account.

Open **HSBC HK Business Express mobile app** to start and make sure you have the below with you:

- ◆ Activation PIN mailer;
- ◆ Authentication code which you have received via SMS¹

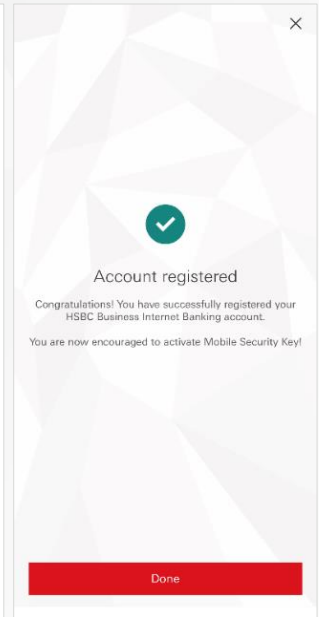
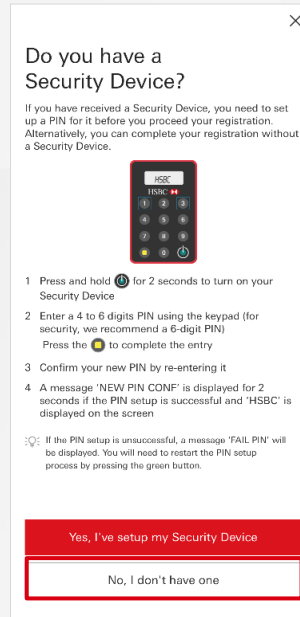
1 Open the app and select 'Register Business Internet Banking' to start.

Fill in the 'Principal account number' and 'User short name' from your PIN mailer to get started.

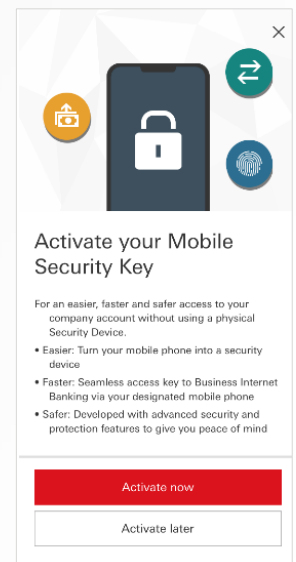
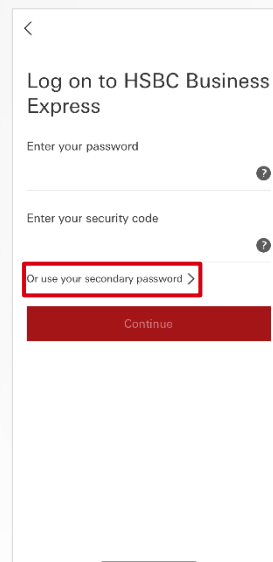


2 Select 'No, I don't have one' to proceed.

Input the authentication code¹ and required information as instructed for BIB registration.



Complete registration and go to logon page to input your username, select 'Or use your secondary password'. Input password and secondary password to proceed to activate Mobile Security Key so you can logon to BIB faster and easier.



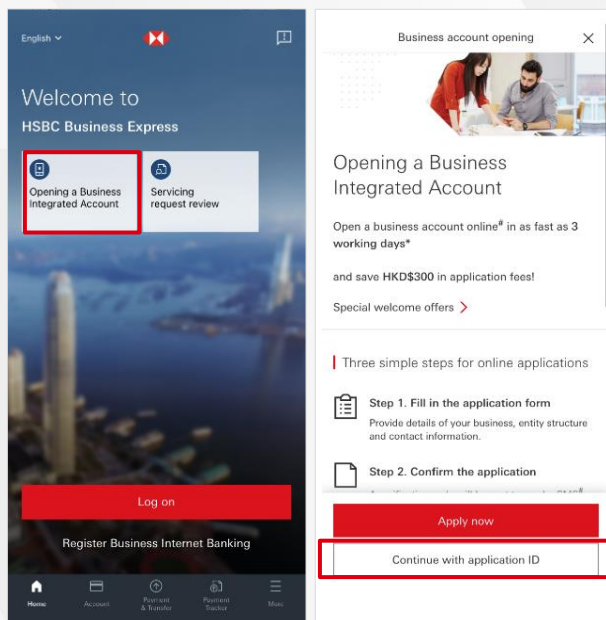
Remarks:

1. The 6-digit authentication code we have sent to the mobile phone number you have specified during enrolment. This authentication code is not applicable if you register for Mandatory Provident Fund service only.

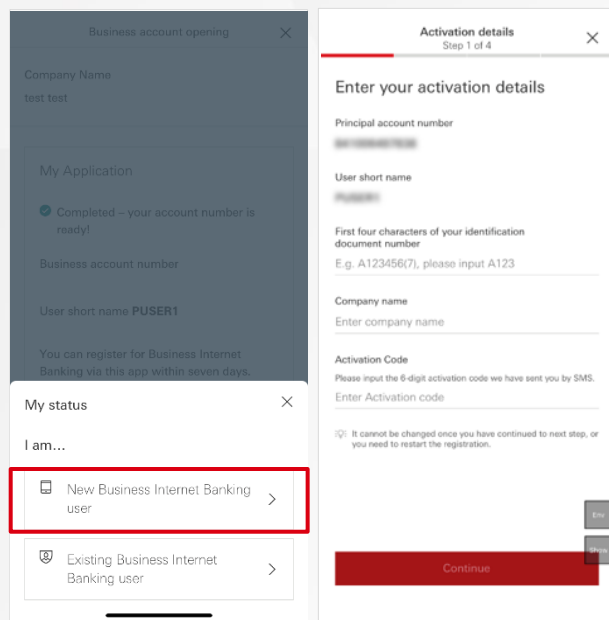
Open **HSBC HK Business Express mobile app** to start and make sure you have the below with you:

- ◆ Application ID which you have received via email¹;
- ◆ Activation code which you have received via SMS²

1 Open the app and select 'Opening a Business Integrated Account' to start. Then select 'Continue with application ID' to input your details and application ID¹ as instructed to verify your application.



2 After verification, new Business Internet Banking user can select 'New HSBC Business Internet Banking user'³ to register with activation details and set up user profile as instructed.



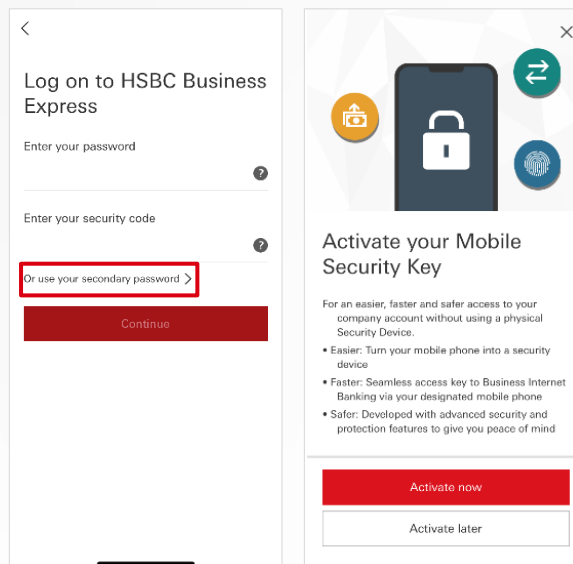
Please note that the Activation Code² is provided in the SMS below:

滙豐: [redacted] 是你的商務「網上理財」啟動碼。你需於註冊過程的第一個步驟「啟動資料」中使用啟動碼，其有效期為7天。查詢 [redacted]

HSBC: [redacted] is your activation code for Business Internet Banking registration. You will use this code in the first step 'activation detail' of your registration process and it is valid for 7 days. Enquiry [redacted]



Complete registration and go to logon page to input your username, select 'Or use your secondary password'. Input password and secondary password to proceed to activate Mobile Security Key so you can logon to BIB faster and easier.



Remarks:

1. The Application ID is included in the email to Primary User sent upon the account opening process completed.
2. The Activation Code is included in the SMS to Primary User sent upon the account opening process completed.
3. If you have already activated Mobile Security Key for another company profile on your mobile device, please select 'Existing HSBC Business Internet Banking user' to proceed and follow the instructions on screen to add profile.