


HSBCnet Mobile App with Biometrics

Secure business banking at your fingertips









What if your everyday banking could be extraordinary?

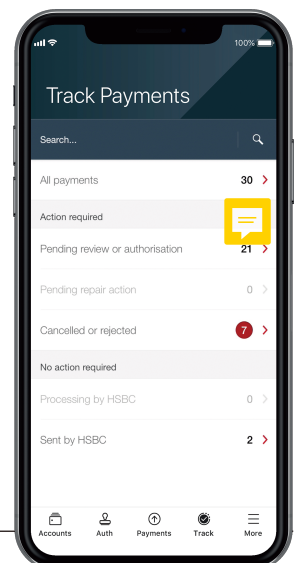
At HSBC, we are dedicated to leveraging technology and innovation to make your life simpler, 24/7.

HSBCnet Mobile now supports a full suite of Biometric capabilities, including Touch & Face ID for iOS devices, as well as Fingerprint ID for supported Android devices. These provide a fast, simple and secure way to view your HSBC accounts and balances on the go.

Once enabled, simply use your fingerprint or facial recognition to log on – making it even quicker to access your HSBCnet services anytime, anywhere.

With the HSBCnet Mobile app, you can:

-  Log on using Touch ID or Face ID for iOS device, or Fingerprint ID for Android*
-  View Receivables Finance accounts and recent transactions, exchange messages, and draw payments*
-  View account balances and recent transactions
-  Check real-time status of your import, export, guarantees and buyer/seller loan transactions. And track your container with HSBC Trade Transaction Tracker*
-  Create Priority Payments, Inter-Account Transfers and Bill Payments for existing beneficiaries*
-  Authorise cross-border payments and preview foreign exchange rates with Get Rate*
-  Authorise Priority Payments, Payments in the Eurozone, Inter-Account Transfers, ACH Credits/Debits, Bill Payments and File Level payment instructions
-  Receive notification of payments ready for authorisation via My Alerts
-  Track the status of payments at any stage of the journey*
-  View your liquidity position 'on the go' using the Liquidity Management Portal dashboard
-  Authorise Import Documentary Credit, Import Bill and Import Loan Trade transactions





What you will need:

- ◆ A supported iOS or Android device**
 - **Touch ID** – available for iPhone 5s or later
 - **Face ID** – available for iPhone X or later
 - **Android Fingerprint ID** – available for supported devices using Android OS 8.1 or above*
- ◆ The latest version of HSBCnet Mobile can be downloaded from app stores

Enable Biometrics for your HSBCnet Mobile app by following these simple steps:

- ◆ **Device Settings:** In your iOS or Android device, make sure you have registered your Biometrics within your device settings
- ◆ **Log on:** Open your HSBCnet Mobile app, and enter your username. Then enter your own security credentials
- ◆ **Enable:** Once logged in to HSBCnet Mobile, you can enable Biometrics in the app settings and follow the instructions. You will need to accept the terms and conditions to enable the service
- ◆ **Verify:** Use your device Biometric to complete the setup



Best Bank for a Mobile
Technology Solution 2019

HSBC continues to invest in security technology, providing you with the confidence and controls to mitigate threats.

For more information, please visit [HSBCnet.com](https://www.hsbcnet.com)

*Specific service not available in all countries.

**For details on supported devices and hardware requirements, please visit <https://www.hsbcnet.com/learningcentre/hsbcnet-mobile>

Visit the App Store or Google Play, search "HSBCnet" and download the HSBCnet Mobile app today. Apple, the Apple logo, iPhone, Touch ID and Face ID are trademarks of Apple Inc., registered or in the process of being registered in the US and other countries. App Store is a service mark of Apple Inc. Android, Google Play and the Google Play logo are trademarks of Google LLC. We do not charge for the app. However, your mobile network operator may charge you to access the app and these charges may vary if you access the app when abroad. You are responsible for these charges.



© Copyright. The Hongkong and Shanghai Banking Corporation Limited 2020, ALL RIGHTS RESERVED.

Issued by The Hongkong and Shanghai Banking Corporation Limited